




Analog Classic Style ASTM Type A Durometer - Model 306L.5



Made In U.S.A.




Model 306L.5 ASTM Type A Durometer
for rubber, rubber-like materials, and soft plastics

The Model 306L.5 Type A Durometer is designed to measure ASTM (American Society for Testing and Materials) D2240 Type A hardness. This includes materials such as: rubber, elastomers, and other rubber-like materials including neoprene, silicone, vinyl, and butyl. Soft plastics, felt, leather, and similar materials generally fall into this same range. PTC®'s Model 306L.5 meets or exceeds current ASTM D2240 Specifications. Accurate readings can be obtained in any position.

The instrument has a low glare aluminum dial with bold, easy to read numbers. The durometer comes standard with a Max Hold hand which retains the peak reading. A top knob with 8-32 threads permits both easy hand held use and attachment to test stands or the accessory Model 441 1kg Constant Load Deadweight. The Model 441 will allow even more consistent measurements when taking readings.

Each instrument is individually calibrated. A test block and sturdy carrying case are included with the durometer.

- **Meets or Exceeds Current ASTM D2240 Specifications for Type A**
- **Accuracy of $\pm 1/2$ Point**
- **NIST/A2LA Certification Included**
- **Max Hold Pointer Standard**
- **Easy to Read 0 to 100 Point Dial**
- **Accessory Test Stands Available-- Deadweight or Spring Loaded**
- **Includes Precision Aluminum Test Block and Sturdy Carrying Case**



PTC Metrology™ is accredited by A2LA for durometer calibration to ISO/IEC 17025 & ANSI/ NCSL Z540-1. NIST traceable certification is available for all durometer types covered by current ASTM D2240, ASTM F1957, ISO 868, ISO 7619, and DIN 53505 Standards.

The Calibration Report will include both "as received" and "as left" data. Complete durometer calibration includes: indenter geometry and extension, indicator linearity, and force curve.

Other durometer types, custom models, and durometers of any manufacture can also be certified by PTC Metrology™.

SPECIFICATIONS

1. Meets or exceeds current ASTM D2240 Specs.
2. Range (Type A) 0 to 100 points.
3. Accuracy $\pm 1/2$ point.
4. Test Block (included)..... Model 401.
5. Dimensions:
 - Height 4 in. (10.2 cm).
 - Width 2-1/4 in. (5.7 cm).
 - Depth 1-3/4 in. (4.4 cm).
6. Weight 8 oz. (227 g).
7. Shipping weight 3 lb. (1.4 kg).

TOLL FREE: 877-782-2329
OUTSIDE U.S.: 310-478-1134
LOS ANGELES, CA 90064-1482

WEB: HTTP://WWW.PTC1.COM
E-MAIL: SALES@PTC1.COM
FAX: 310-312-0826



OPERATING INSTRUCTIONS

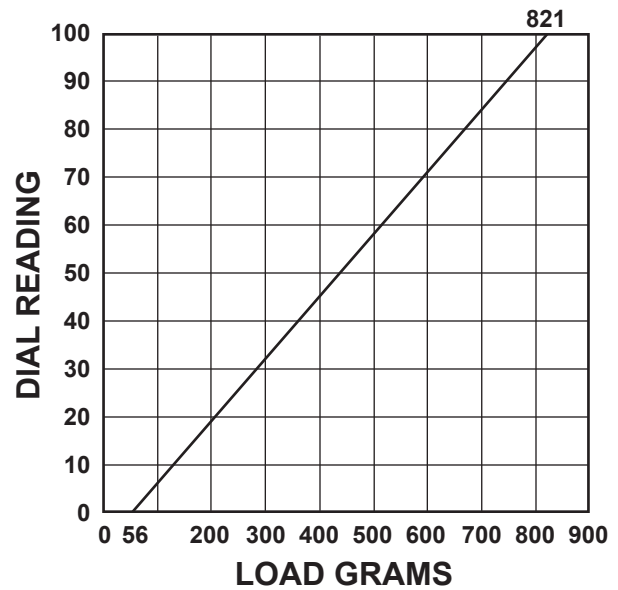
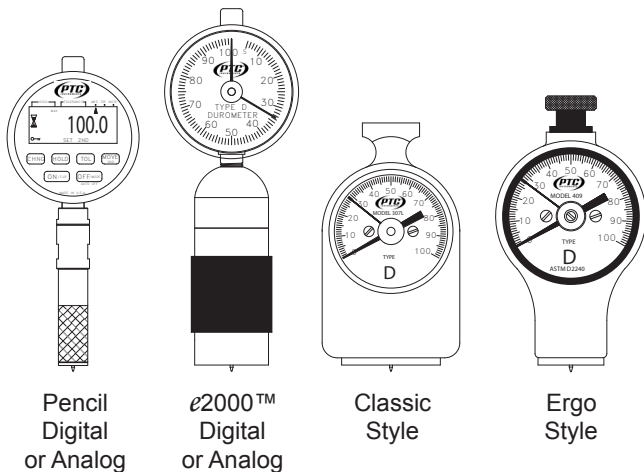
The following procedures are based on ASTM Standard D2240. This standard is recognized as being definitive, however, not all applications require such stringent controls.

Readings below 10/A may be inexact and should not be reported for some materials. Readings above 90/A should be made on a Type D durometer.

The surface of the sample to be tested shall be clean and smooth. The sample should be at least 1/4" (6 mm) in thickness unless it is known that identical results are obtained with a thinner specimen. Thinner materials can be stacked to obtain the minimum thickness (DO NOT GLUE). Such results may not agree with those of a solid specimen. The sample should be large enough so that the indenter is at least 1/2" (12 mm) from any edge unless it is known that identical results are obtained when measurements are made closer to the edge. The surface of the specimen shall be flat over a sufficient area to permit the presser foot to contact the specimen over an area having a radius of at least 1/4" from the indenter point. The temperature of the specimen should be 73.4°F ±3.5°F (23°C ±2°C). The specimen should be allowed to rest at this temperature for at least 1 hour prior to testing, as the properties of most materials change with temperature.

Place the specimen on a hard, horizontal surface. Set the ancillary hand of the durometer below 5 points on the dial. Hold the durometer vertically with the point of the indenter at least 1/2" from any edge. Apply the presser foot to the specimen as rapidly as possible, without shock, keeping the foot parallel to the surface of the specimen. Apply just sufficient force to obtain firm contact between the presser foot and the specimen. Hold for 1 or 2 seconds, the maximum reading can be obtained from the ancillary hand. If other than a maximum reading is needed, hold the durometer in place without motion and obtain the reading after the required time interval. Make 5 tests at least 1/4" apart and use the average value.

PTC® Durometer Styles



Force curve for Model 306L.5
(ASTM D2240 Type A)

CALIBRATION CHECK

For a complete calibration check of mainspring, and visual and mechanical check of indenter, the instrument should be returned to PTC® (see Guarantee & Calibration Service) or refer to ASTM D2240 Specifications. PTC® recommends the unit be returned at least every 12 months for this check. For a quick field check, follow the guideline below. Under no circumstance should a test block be used as a standard to calibrate a durometer.

1. The pointer should read zero when no force is applied to the indenter of the durometer.
2. Hand hold the durometer and insert the indenter into the hole of the calibrated test block. Apply enough force to make firm contact between the top surface of the test block and the base of the durometer. The dial reading should agree with the value stamped on the check block (±1). Several tests should be made and the results averaged.
3. The indenter must protrude 0.098 to 0.100 inches below the base of the durometer.
4. When the indenter is fully displaced, the durometer should read 100 points. Use care as to not damage the tip of the indenter.

LIMITED LIABILITY WARRANTY

PTC® products are covered by a limited liability warranty from defects in material and workmanship for one year from date of purchase. This warranty does not apply if, in the judgement of PTC®, the product fails due to damage from shipment, handling, storage, accident, abuse or misuse, or if it has been used or maintained in a manner not conforming to product's instructions, has been modified in any way, or has a defaced or removed serial number. Repair by anyone other than PTC® or an approved agent voids this warranty. The maximum liability of PTC® is the product purchase price.



TOLL FREE: 877-782-2329
OUTSIDE U.S.: 310-478-1134
LOS ANGELES, CA 90064-1482

WEB: [HTTP://WWW.PTC1.COM](http://www.ptc1.com)
E-MAIL: SALES@PTC1.COM
FAX: 310-312-0826