




# Analog Pencil Style Durometer ASTM Type OO - Model 203



Made In U.S.A.



Model 203 Pencil Style Analog  
ASTM Type OO Durometer

The durometer's redesigned 1/2" diameter base is the smallest base permitted by ASTM D2240 Specifications. This allows it to be used in confined or hard to reach areas other durometers cannot test. A knurled surface gives a more secure grip when making hand held readings. These durometers meet or exceed all aspects of ASTM D2240.

The instrument uses a dial gauge with a full 360° scale and bold, easy to read numbers. The dial scale can easily be read to 1/2-point readings. Accuracy of the instrument is ±2 points.

All durometers come complete with an aluminum test block and carrying case. The test blocks are color coded to match durometer type. The blocks will read within ±2 points of a properly functioning durometer.

- **Meets or Exceeds Current ASTM D2240 specifications for Type OO**
- **1/2" Diameter Base - The Smallest Base Permitted by ASTM D2240**
- **Accuracy of ±2 Points (1.8 gf)**
- **NIST Certification Available**
- **Easy to Read 0 to 100 Point Dial**
- **Accessory Deadweight Test Stand Available**
- **Includes Precision Aluminum Test Block and Carry Case**



Certificate No. 1896.01

PTC Metrology® is accredited by A2LA for durometer calibration to ISO/IEC 17025 & ANSI/ NCSL Z540-1. NIST traceable certification is available for all durometer types covered by current ASTM D2240, ASTM F1957, ISO 868, ISO 7619, and DIN 53505 Standards.

The Calibration Report will include both "as received" and "as left" data. Complete durometer calibration includes: indenter geometry an dextension, indicator linearity, and force curve.

Other durometer types, custom models, and durometers of any manufacture can also be certified by PTC Metrology®.

## SPECIFICATIONS

1. Meets or exceeds ASTM D2240 Specifications.
2. Range ..... 0 to 100 points.
3. Accuracy ..... ±2 points.
4. Dimensions:
  - Base diameter..... 0.5 in. (1.3 cm).
  - Height ..... 5.3 in. (13.5 cm).
  - Width..... 2.25 in. (5.7 cm).
  - Depth ..... 1-1/2 in. (3.8 cm).
5. Weight..... 6.5 oz. (184 g).
6. Shipping weight..... 3 lb. (1.4 kg).

TOLL FREE: 877-782-2329  
OUTSIDE U.S.: 310-478-1134  
LOS ANGELES, CA 90064-1482

WEB: HTTP://WWW.PTC1.COM  
E-MAIL: SALES@PTC1.COM  
FAX: 310-312-0826



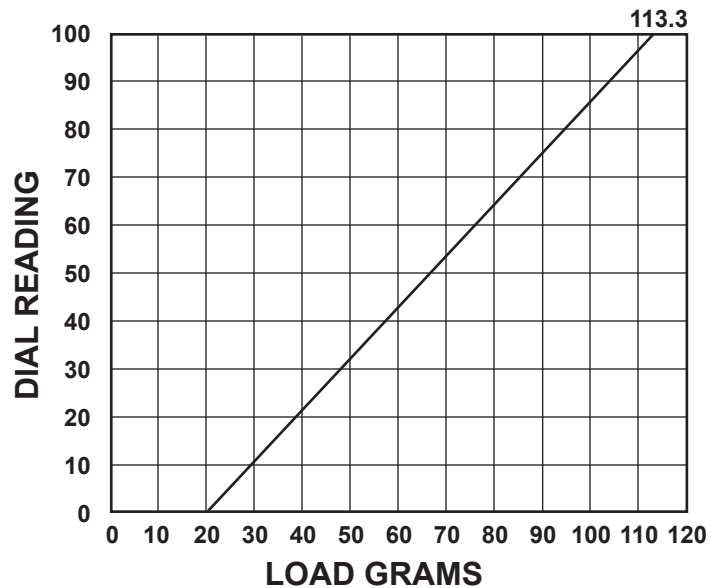
## OPERATING INSTRUCTIONS

The following procedures are based on ASTM Standard D2240. This standard is recognized as being definitive, however, not all applications require such stringent controls.

Readings below 10/00 may be inexact and should be made on a Type 000, Model 302SL, or custom durometer; readings above 90/00 should be made on a Type O durometer.

The surface of the sample to be tested shall be clean and smooth. The sample should be at least 1/4" (6 mm) in thickness unless it is known that identical results are obtained with a thinner specimen. Thinner materials can be stacked to obtain the minimum thickness (DO NOT GLUE). Such results may not agree with those of a solid specimen. Most materials above 50/D can be tested with a 1/8" (3 mm) minimum thickness. The sample should be large enough so that the indenter is at least 1/2" (12 mm) from any edge unless it is known that identical results are obtained when measurements are made closer to the edge. The surface of the specimen shall be flat over a sufficient area to permit the presser foot to contact the specimen over an area having a radius of at least 1/4" from the indenter point. The temperature of the specimen should be 73.4°F ±3.5°F (23°C ±2°C). The specimen should be allowed to rest at this temperature for at least 1 hour prior to testing, as the properties of most materials change with temperature.

Place the specimen on a hard, horizontal surface. Hold the durometer vertically with the point of the indenter at least 1/2" from any edge. Apply the presser foot to the specimen as rapidly as possible, without shock, keeping the foot parallel to the surface of the specimen. Apply just sufficient force to obtain firm contact between the presser foot and the specimen. Hold for 1 or 2 seconds and record the maximum reading. If other than a maximum reading is needed, hold the durometer in place without motion and obtain the reading after the required time interval. Make 5 tests at least 1/4" apart and use the average value.



Force curve for Model 203  
(ASTM D2240 Type OO)

## CALIBRATION CHECK

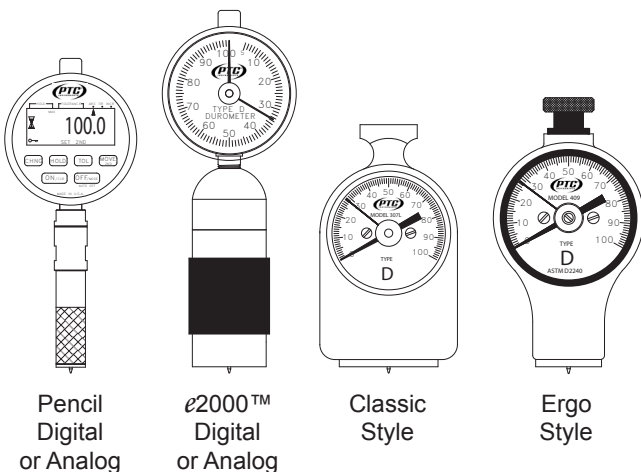
For a complete calibration check of mainspring, and visual and mechanical check of indenter, the instrument should be returned to PTC® (see Guarantee & Calibration Service) or refer to ASTM D2240 Specifications. PTC® recommends the unit be returned at least every 12 months for this check. For a quick field check, follow the guideline below. Under no circumstance should a test block be used as a standard to calibrate a durometer.

1. The pointer should read zero when no force is applied to the indenter of the durometer.
2. Hand hold the durometer and insert the indenter into the hole of the calibrated test block. Apply enough force to make firm contact between the top surface of the test block and the presser foot. The dial reading should agree with the value stamped on the check block (±2). Several tests should be made and the results averaged.
3. The indenter must protrude 0.098 to 0.100 inches below the presser foot.
4. When the indenter is fully displaced, the durometer should read 100 points. Use care as to not damage the tip of the indenter.

## LIMITED LIABILITY WARRANTY

PTC® products are covered by a limited liability warranty from defects in material and workmanship for one year from date of purchase. This warranty does not apply if, in the judgement of PTC®, the product fails due to damage from shipment, handling, storage, accident, abuse or misuse, or if it has been used or maintained in a manner not conforming to product's instructions, has been modified in any way, or has a defaced or removed serial number. Repair by anyone other than PTC® or an approved agent voids this warranty. The maximum liability of PTC® is the product purchase price.

## PTC® Durometer Styles



TOLL FREE: 877-782-2329  
OUTSIDE U.S.: 310-478-1134  
LOS ANGELES, CA 90064-1482

WEB: [HTTP://WWW.PTC1.COM](http://www.ptc1.com)  
E-MAIL: [SALES@PTC1.COM](mailto:SALES@PTC1.COM)  
FAX: 310-312-0826